

CYMA



Shopping-cart



Intelligent Manufacturing

Japanese technology
No best, only better



The Japanese brand superiority brings strong technological support for the intelligent manufacturing upgrading of CYMA. In the course to global manufacturing upgrading of CYMA. In the course to global industry 4.0, CYMA takes the lead to introduce Japanese technology and equip with state-of-the-art intelligent manufacturing technology and equipment, finishing the intellectualized transformation and leading the industrial advancement in intelligent manufacturing.

ZHEJIANG AOMA ELEVATOR CO., LTD.

Add: NO. 2555, Qianghua Road, Nannun Economic Development Zone, Huzhou Zhejiang, China
TEL: +86-0572-3636576
E-mail: cyma@vksfujilift.com
Website: www.vksfujilift.com

CYMA

SAFE AND RELIABLE

There are more than 20 items of real-time safety monitors and safety switches.



Long Life	Little noise
Strong general-purpose	Elegant and attractive
More advanced	More secure
Monitored running	High efficiency & energy-saving



Advantages of CYMA for shopping cart:

Small footprint

It's safer to separate cars from people

Enhance shopping experience

Entrance swing gate →

Infrared light screen, automatic induction, the gate automatically open, high safety performance, easy access.



↓ Shopping cart

Commonly used shopping cart, simple transformation. Higher versatility and lower cost.



← Stainless steel high guardrail

Stainless steel high guardrail design, excellent anti-corrosion performance, prevent the cart running goods fall.



← Height limiting rod

Limit the height of vehicles, prevent goods stacked too high, improve safety.



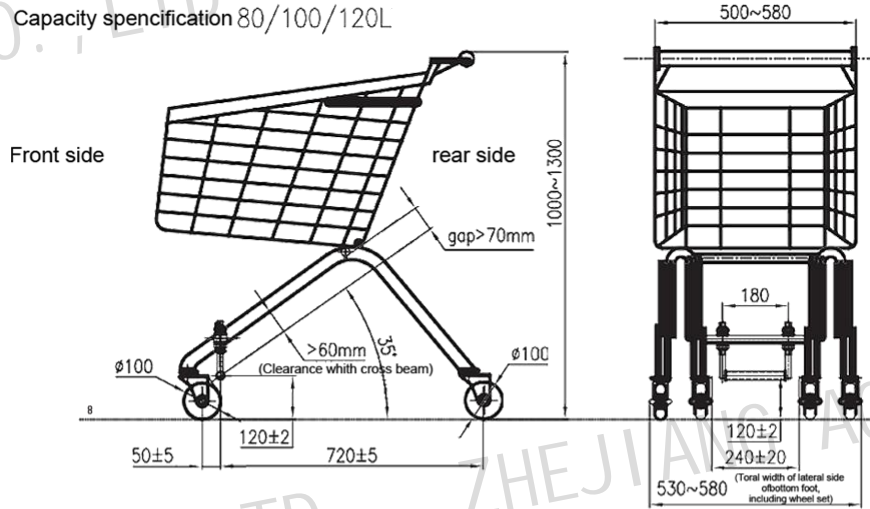
Functions Of Shopping-cart

Standard functions

Serial number	Function name	Function Description
1	Drive chain safety device	If the drive chain is broken or too long, it will touch the safety switch, and the safety switch will cut off the safety circuit.
2	Wrong and open phase protection device	When the power supply error or phase failure is detected, the escalator will stop running or fail to start.
3	Step chain broken chain protection	There are cascade chain breaking switches on both sides of the machine room under the shopping cart ladder, which will be activated when the chain is too long.
4	Emergency stop button	There are emergency stop buttons at the upper and lower ends of the shopping cart ladder. When an emergency occurs, press the button to stop the elevator
5	Entrance emergency stop button	There is an emergency stop button at the entrance and exit of the shopping cart, and the operation will be stopped when the elevator needs to be stopped or emergency abnormal situation.
6	Motor overload protection	It will act when detecting that the motor current exceeds the set value and stop running.
7	Circuit grounding device	A grounding device is set in the control system to effectively protect the electrical components from damage.
8	Floor panel open protection device	When the floor board is opened, the floor board safety switch will act to cut off the safety circuit and stop running.
9	Contractor contact adhesion detection	When the contractor contacts are glued, the shopping cart is not allowed to start running, and the fault code is displayed
10	Up and down maintenance switch and socket	Maintenance switches and sockets are installed in the upper and lower computer rooms to facilitate maintenance personnel to perform maintenance operations.
11	Automatic oiling device	Automatically refuel, check the oil level, and stop running in case of oil shortage.
12	Brake open detection	When the shopping cart ladder is started and the main engine brake is not opened, the circuit will be automatically cut off to stop operation.

Serial number	Function name	Function Description
13	Fault code display	When a fault occurs, the fault code will be displayed on the fault screen to improve maintenance efficiency.
14	Activate the alarm bell	When the shopping cart ladder is activated, the activation alarm will sound to remind you to pay attention to safety.
15	Working brake	When the shopping cart ladder starts, the main engine brake is opened, and it runs normally. When it stops, the brake loses power and stops the ladder.
16	Host flywheel open detection	When manual cranking is used, in order to protect the safety of personnel, the control system cannot be started without power
17	Main power switch	Set the main power switch to cut off the power in time.
18	Portable row lamp lighting	Equipped with portable running lights, which is convenient for maintenance personnel to use
19	Safety warning signs	Set up warning signs at the entrance on the shopping ladder to lift and prohibit people from entering
20	One-way operation	The one-way transport is designed to run in one direction and cannot be operated in the reverse direction to ensure the safety of the shopping cart.
21	The gate opens automatically	When the shopping cart is pushed in, the sensor will automatically sense and open the gate
22	Running indicator	Comes with a direction indicator to indicate the running direction.
23	Shopping cart anti-pinch protection	The entrance and exit are equipped with a shopping cart anti-pinch protection device to protect the shopping cart from being caught by the gate.
24	Shopping cart arrival warning reminder	After the shopping cart arrives at the station, the system will automatically issue a warning voice to remind passengers to take away the shopping cart as soon as possible.

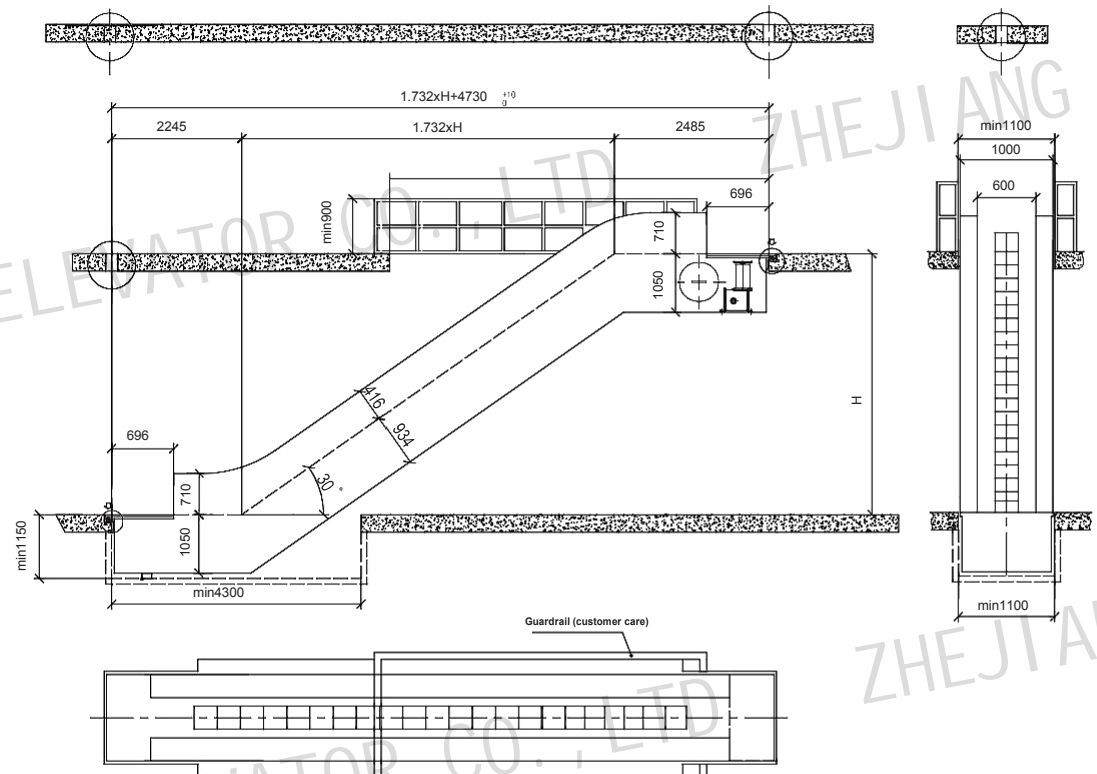
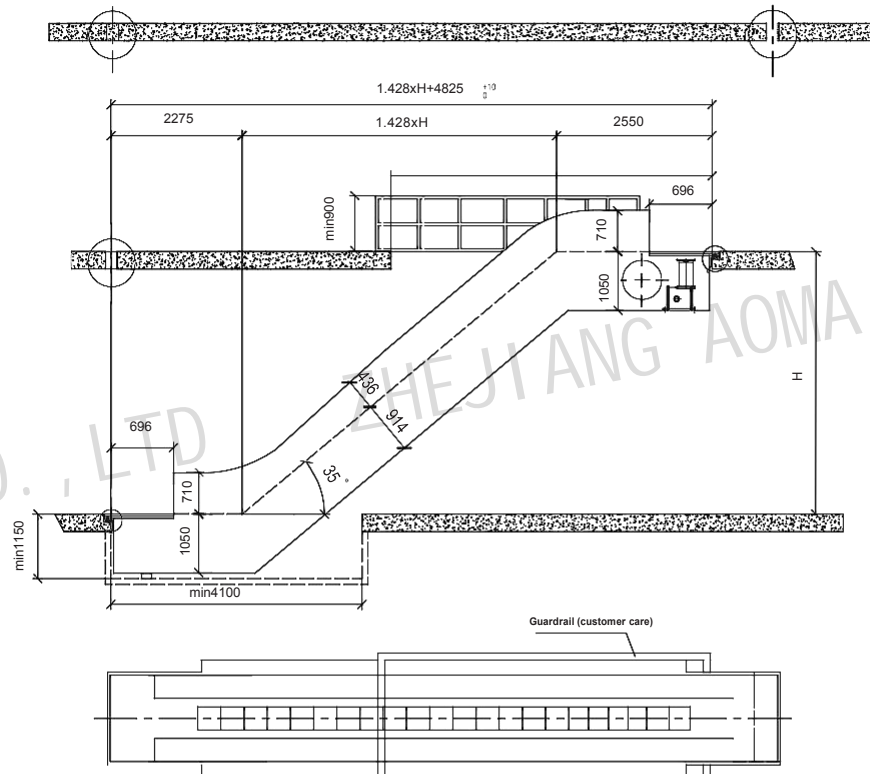
Key dimensions of shopping-cart



Function configuration

Serial number	Function name	Function Description
1	Brake shoe wear detection	When it detects that the brake shoe is worn to a certain extent, it will automatically cut off the power supply and stop running.
2	Fire detection	When a building fires, the shopping cart elevator will stop running through the building fire linkage feedback.
3	Frequency conversion operation	When there is no vehicle entering the shopping cart ladder, run slowly, and run normally when a vehicle is detected
4	Water separator	Separate oil and water when outdoors, which plays a role in environmental protection.
5	Water level safety switch	When outdoors, if the water level exceeds a certain height, it will automatically cut off the power and stop running.
6	Earthquake detection	After the earthquake detection device is installed, it will feed back to the system when an earthquake signal is detected and stop operation

Product layout



Prpduct Paramete	Description
Moving direction	Move up or move down,can't run in reverse
Shopping cart allowable capacity	60L~120L
Environment	Indoors/outdoors